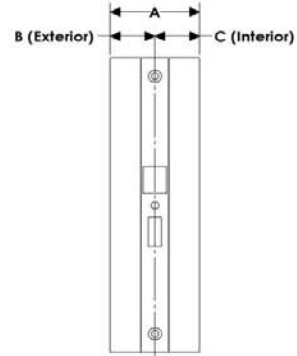


## Multi Point Door Information

1. Manufacture \_\_\_\_\_ (Jeldwen, Marvin, etc.)
2. Function \_\_\_\_\_ (Dummy, Patio or Entry)
3. Handing \_\_\_\_\_ (From Exterior: L,R,LR,RR)
4. French Door - Inactive Panel, Active or Fixed Levers \_\_\_\_\_
5. Lever High or Low \_\_\_\_\_
6. American Cylinder or Profile Cylinder \_\_\_\_\_ (see Detail A)



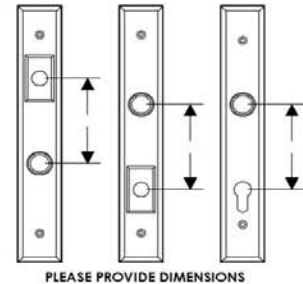
**(Detail A)**



**(Detail B)**

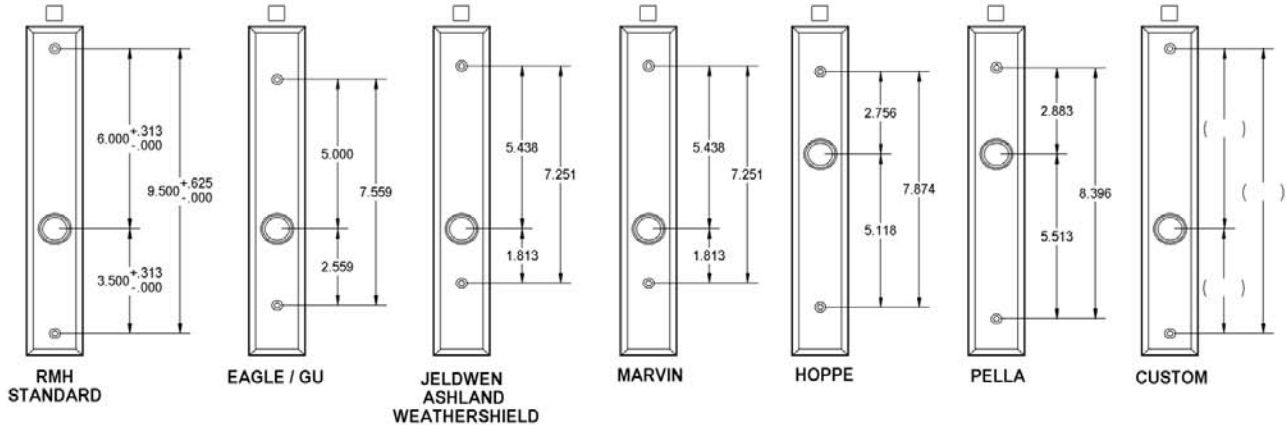
7. Stile Width \_\_\_\_\_ (Inches)
8. Back Set \_\_\_\_\_ (Inches)
9. Door thickness A: \_\_\_\_\_ (see Detail B)
10. Lock Offset B: \_\_\_\_\_ C: \_\_\_\_\_ (see Detail B)
11. Mounting hole location
 

a. Use existing mounting holes	Yes	No
b. Use sexbolts	Yes	No
12. Hardware projection limitations \_\_\_\_\_ (i.e. for screen door)
13. Center to Center \_\_\_\_\_ (see Detail C)



**(Detail C)**

14. Screw Spacing check box below or supply custom screw spacing (see Detail D)



**Detail D**

**Additional Notes:**

Purchase Order \_\_\_\_\_

**Custom trim is non-returnable.**

By signing below, you are confirming the above information is correct and giving Rocky Mountain Hardware approval to match information provided. This sheet will be the approval for the custom hardware you've requested. I have read, understand, approve and take full responsibility by signing below.

Approval Signature \_\_\_\_\_

Date: \_\_\_\_\_

